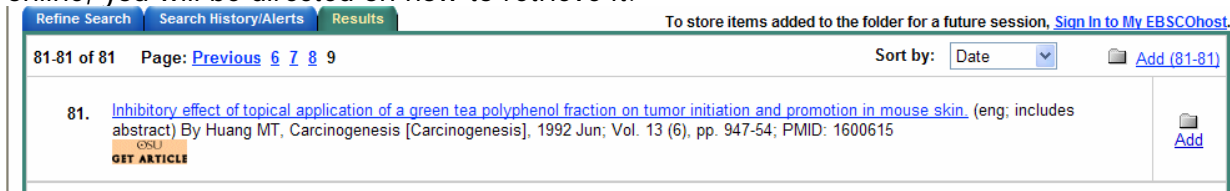


## How do I get an article if it's not online?

Some articles from database searches are not available electronically. In those cases, you can check the catalog or contact Interlibrary Services (ILS) via email. They'll get your article whether it's here on the shelf or at another library. And, it's FREE!

Here's what you do –

1. After you've selected an article, click the **GET ARTICLE** button. If the article is available online, you will be directed on how to retrieve it.



2. Otherwise, you will be taken to a screen like this that says, "Sorry, your search produced no matches with full text online."

### Search criteria:

**Article:** Inhibitory effect of topical application of a green tea polyphenol fraction on tumor initiation and promotion in mouse skin.

**Author:** MT, Huang

**Journal:** Carcinogenesis

**ISSN:** 0143-3334

**Date:** 06/01/1992

**Volume:** 13

**Issue:** 6

**Page:** 947

**Sorry, your search produced no matches with full text online.**

You might want to check your spelling and try again.

### Additional options for finding full-text:

#### Check the OSU Online Catalog

Search for Journal by [Journal Title ISSN](#)

#### Not available online?

[Request a copy of the article](#)

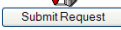



#### Questions about Article Linker?

[Article Linker Help/FAQ](#)

3. On this screen, you'll see a link that says "Request a copy of the article." Click here and you will be directed to a page that will ask you to put in your O-Key address and password.



4. The next screen will have all of the information entered for you for the article you requested. You will be notified by email when the document arrives. In most cases, the document will be emailed directly to you. Make sure to press  at the bottom.




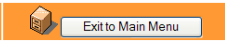
## InterLibrary Services Article Request Form

For OSU Students, Faculty, and Staff Only

Please check [the OSU Library Catalog](#) and the list of [Full-Text Periodical Titles\\*](#) before requesting materials  
[Interpreting Citations: Help Filling Out This Request Form](#)

or Assistance Searching the OSU Library Catalog, Check the [QuickGuide](#)

Also, read the [copyright](#) statement below

**status** Enter information below and press the Submit Information button to send. Please Exit this system when finished to keep your records secure.

**Describe the item you want**

Title (Journal, Conference Proceedings, Anthology) <i>(Please do not abbreviate unless your citation is abbreviated) (required)</i>	<input type="text" value="Carcinogenesis"/>
Volume	<input type="text" value="13"/>
Issue Number or Designation	<input type="text" value="6"/>
Month	<input type="text"/>
Year <i>(required)</i>	<input type="text" value="1992-06-01"/>
Inclusive Pages <i>(required)</i>	<input type="text" value="947-"/>
ISSN/ISBN (Int. Standard Serial Book No.) <i>(if given will speed request processing)</i>	<input type="text" value="01433334"/>
Call Number	<input type="text"/>
OCLC or Docline UI Number	<input type="text"/>
Article Author	<input type="text" value="MT, Huang"/>
Article Title <i>(required)</i>	<input type="text" value="Inhibitory effect of topical application of a green tea polyphenol"/>
Not Wanted After Date <i>(format: MM/DD/YYYY) (required)</i>	<input type="text" value="03/08/2007"/>
Will you accept the item in a language other than English? If yes, specify acceptable languages in the notes field.	<input type="text" value="No"/>
Notes Put any information here that may help us find the item, as well as any other pertinent information.	<input type="text"/>

**Where did you learn about this item?**

Where did you find this item cited? Examples are databases like Compendex, Dialog (specify which database), or a specific journal or book.	<input type="text" value="36520"/>
Date of the work that cited the item.	<input type="text"/>
Volume number of the work that cited the item.	<input type="text"/>
Pages where the item is cited.	<input type="text"/>

Press this button to submit your request for processing by InterLibrary Services staff.



Press this button to clear all entries on this form and start over.



This button will cancel your request and return you to the main menu. All information entered into this page will be discarded.

